








2651 Single Wire Braid

SAE 100R5 performance



# Part Number	 Hose I.D.		 Hose O.D.		 Maximum Operating Pressure		 Minimum Burst Pressure		 Minimum Bend Radius		 Vacuum Service		 Weight of Hose	
	mm	in	mm	in	bar	psi	bar	psi	mm	in	kPa	in/Hg	Kg/m	lbs/ft
2651-4	4,8	0.19	13,2	0.52	210,0	3000	840,0	12000	76,2	3.00	94,8	28	0,19	0.13
2651-5	6,4	0.25	14,7	0.58	210,0	3000	840,0	12000	85,9	3.38	94,8	28	0,24	0.16
2651-6	7,9	0.31	17,3	0.68	157,0	2250	630,0	9000	101,6	4.00	94,8	28	0,34	0.23
2651-8	10,4	0.41	19,1	0.75	140,0	2000	560,0	8000	117,3	4.62	94,8	28	0,38	0.26
2651-10	12,7	0.50	23,4	0.92	122,0	1750	490,0	7000	139,7	5.50	94,8	28	0,55	0.37
2651-12	16,0	0.63	27,4	1.08	105,0	1500	420,0	6000	165,1	6.50	94,8	28	0,68	0.46
2651-16	22,4	0.88	31,2	1.23	56,0	800	224,0	3200	187,5	7.38	67,7	20†	0,65	0.44
2651-20	28,4	1.12	38,1	1.50	43,0	625	175,0	2500	228,6	9.00	67,7	20†	0,77	0.52
2651-24	35,1	1.38	44,5	1.75	35,0	500	140,0	2000	266,7	10.50	50,8	15†	0,99	0.67
2651-32	46,0	1.81	56,4	2.22	24,0	350	98,0	1400	336,6	13.25	37,3	11†	1,39	0.94
2651-40	60,1	2.38	73,2	2.88	24,0	350	98,0	1400	609,6	24.00	37,3	11†	2,11	1.43

Construction

Synthetic rubber tube, textile inner braid, single wire braid reinforcement, outer textile braid and synthetic rubber cover.

Operating Temperature Range

-40°C to +100°C [-40°F to +212°F]

Application

Hydraulics, gasoline, fuel and lubricating oils, air and water. Air not to exceed 250 psi or +71°C [+160°F]. For more information on specific fluid applications and high temperature ratings, see pages 349-355.

For Complete Agency Listings

See pages 346-348.

†Maximum negative pressures shown for -16 and larger are suitable for hose which has suffered no external damage or kinking. If greater negative pressures are required for -16 and larger hoses, the use of an internal support coil is recommended.

Fitting Reference Page

Reusable	
Fitting	136
Socket Data	65