SAE Code 61 Split Flange (FL)

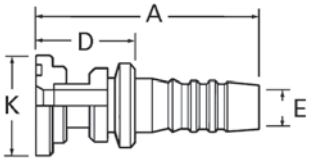

1

Global Nipples for use with Hose: ***Clamp:*** 2661 (–12 thru –20), FC619 (–12 thru –20). ***Socket 1SA:*** 2681, FC310, FC510, FC639/ FC839B (–4 thru –8), GH194 (–4 thru –20), GH663, GH681. ***Socket 1SB:*** 2781, FC195, FC466, FC498, FC598, FC579, FC639/ FC839B (–10 thru –16), FC735 (–4 thru –20), FC849/FC849B (–06 thru –12), GH120 (–4 thru –20), GH195, GH781 (–04 thru –20), GH793, 2766.

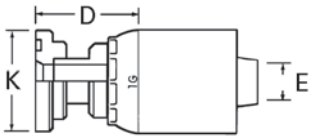

2

Global OTC Fittings for use with Hose: 2583, 2661, FC466, FC498, FC598, FC619, FC699

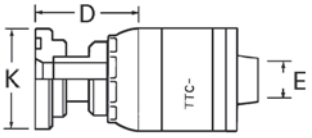

3

Global TTC Fittings for use with Hose: 2661(–12 thru –32), FC310, FC510, FC579, FC611, FC619 (–12 thru –32), FC639/ FC839B, FC693, FC735, FC849/ FC849B, GH120, GH194, GH195, GH663, GH681–6, GH781, GH793.

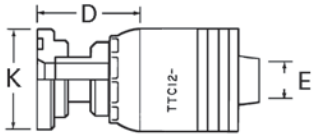

4

Global TTC12 Fittings for use with Hose: FC636, FC736, GH493, EC525.

1	2	3	4								
Nipple Part #	**OTC Part #**	**TTC Part #**	**TTC12 Part #**	**Thd. Flange Head Dia. K Ø**	**Hose Size**	**A**		**D**		**EØ**	
						mm	**in**	**mm**	**in**	**mm**	**in**
1S8FL8	1G8FL8	1A8FL8	1B8FL8	1.19	–08	82,0	3.23	52,3	2.06	9,7	0.38
1S12FL8	1G12FL8	1A12FL8	1B12FL8	1.50	–08	83,1	3.27	53,3	2.10	9,7	0.38
1S12FL10	1G12FL10	1A12FL10	1B12FL10	1.50	–10	82,8	3.26	53,3	2.10	12,7	0.50
1S12FL12	1G12FL12	1A12FL12	1B12FL12	1.50	–12	84,1	3.31	53,8	2.12	15,5	0.61
1S16FL12	1G16FL12	1A16FL12	1B16FL12	1.75	–12	84,1	3.31	53,8	2.12	15,5	0.61
1S20FL12	1G20FL12	1A20FL12	1B20FL12	2.00	–12	91,7	3.61	61,5	2.42	15,5	0.61
1S12FL16	—	1A12FL16	—	1.50	–16	89,0	3.50	54,4	2.14	14,7	0.58
1S16FL16	1G16FL16	1A16FL16	1B16FL16	1.75	–16	88,6	3.49	54,4	2.14	20,8	0.82
1S20FL16	1G20FL16	1A20FL16	1B20FL16	2.00	–16	96,3	3.79	62,0	2.44	20,8	0.82
1S24FL16	1G24FL16	1A24FL16	1B24FL16	2.38	–16	97,3	3.83	62,7	2.47	20,8	0.82
1S16FL20	1G16FL20	—	1B16FL20	1.75	–20	100,1	3.94	56,1	2.21	20,8	0.82
—	—	1AP16FL20*	—	1.75	–20	100,1	3.94	56,1	2.21	20,8	0.82
—	—	1AT16FL20**	—	1.75	–20	100,1	3.94	56,1	2.21	20,8	0.82
1S20FL20	1G20FL20	—	1B20FL20	2.00	–20	107,7	4.24	63,8	2.51	26,7	1.05
—	—	1AP20FL20*	—	2.00	–20	107,7	4.24	63,8	2.51	26,7	1.05
—	—	1AT20FL20**	—	2.00	–20	107,7	4.24	63,8	2.51	26,7	1.05
1S24FL20	1G24FL20	—	1B24FL20	2.38	–20	108,5	4.27	64,5	2.54	26,7	1.05
—	—	1AP24FL20*	—	2.38	–20	108,5	4.27	64,5	2.54	26,7	1.05
—	—	1AT24FL20**	—	2.38	–20	108,5	4.27	64,5	2.54	26,7	1.05
1S32FL20	1G32FL20	—	1B32FL20	2.81	–20	108,5	4.27	64,5	2.54	25,7	1.01
—	—	1AP32FL20*	—	2.81	–20	108,5	4.27	64,5	2.54	25,7	1.01
—	—	1AT32FL20**	—	2.81	–20	108,5	4.27	64,5	2.54	25,7	1.01
1S20FL24	1G20FL24	1A20FL24	—	2.00	–24	111,0	4.37	64,8	2.55	26,7	1.05
1S24FL24	1G24FL24	1A24FL24	1B24FL24	2.38	–24	111,8	4.40	65,5	2.58	32,0	1.26
1S32FL24	1G32FL24	1A32FL24	1B32FL24	2.81	–24	111,8	4.40	65,5	2.58	30,2	1.19
1S24FL32	1G24FL32	1A24FL32	—	2.38	–32	117,1	4.61	66,8	2.63	32,0	1.26
—	—	—	1B24FL32	2.38	–32	129,8	5.11	66,8	2.63	28,4	1.12
1S32FL32	1G32FL32	1A32FL32	—	2.81	–32	117,1	4.61	66,8	2.63	44,5	1.75
—	—	—	1B32FL32	2.81	–32	129,8	5.11	66,8	2.63	41,4	1.62
1S40FL32	1G40FL32	1A40FL32	—	3.31	–32	116,8	4.60	66,8	2.63	44,5	1.75
—	—	—	1B40FL32	3.31	–32	129,8	5.11	66,8	2.63	41,4	1.62

For flanges, split flange halves, kits and o-rings, see pages 190-195.

** Uses 1-wire braid hose socket.*
***Uses 2-wire braid hose socket.*

SAE Code 61 Split Flange 45° Elbow (FLA)

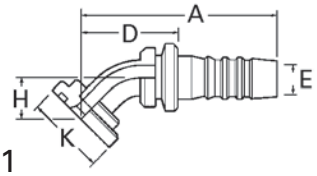

1

Global Nipples for use with Hose: ***Clamp:*** 2661 (–12 thru –20), FC619 (–12 thru –20). ***Socket 1SA:*** 2681, FC310, FC510, FC639/FC839B (–4 thru –8), GH194 (–4 thru –20), GH663, GH681. ***Socket 1SB:*** 2781, FC195, FC466, FC498, FC598, FC579, FC639/FC839B (–10 thru –16), FC735 (–4 thru –20), FC849/FC849B (–06 thru –12), GH120 (–4 thru –20), GH195, GH781 (–04 thru –20), GH793, 2766.

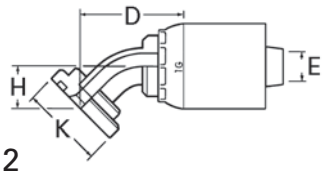

2

Global OTC Fittings for use with Hose: 2583, 2661, FC466, FC498, FC598, FC619, FC699

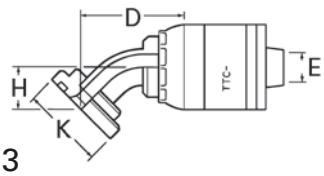

3

Global TTC Fittings for use with Hose: 2661(–12 thru –32), FC310, FC510, FC579, FC611, FC619 (–12 thru –32), FC639/FC839B, FC693, FC735, FC849/FC849B, GH120, GH194, GH195, GH663, GH681–6, GH781, GH793.

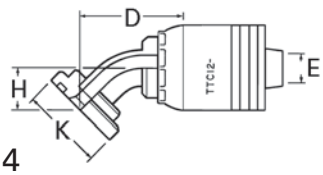

4

Global TTC12 Fittings for use with Hose: FC636, FC736, GH493, EC525.

1	2	3	4										
Nipple Part #	**OTC Part #**	**TTC Part #**	**TTC12 Part #**	**Flange Head Dia. K Ø**	**Hose Size**	**A**		**D**		**EØ**		**H**	
						mm	**in**	**mm**	**in**	**mm**	**in**	**mm**	**in**
1S8FLA8	1G8FLA8	1A8FLA8	—	1.19	–08	79,0	3.11	49,3	1.94	9,4	0.37	19,8	0.78
—	—	—	1B8FLA8	1.19	–08	79,5	3.13	49,8	1.96	9,4	0.37	19,8	0.78
1S12FLA8	1G12FLA8	1A12FLA8	—	1.50	–08	92,5	3.64	62,7	2.47	9,4	0.37	25,4	1.00
—	—	—	1B12FLA8	1.50	–08	93,0	3.66	63,5	2.50	9,4	0.37	25,4	1.00
1S12FLA10	1G12FLA10	1A12FLA10	—	1.50	–10	93,5	3.68	64,3	2.53	11,7	0.46	25,4	1.00
—	—	—	1B12FLA10	1.50	–10	91,9	3.62	62,5	2.46	12,7	0.50	25,4	1.00
1S12FLA12	1G12FLA12	1A12FLA12	—	1.50	–12	93,2	3.67	63,0	2.48	14,7	0.58	25,7	1.01
—	—	—	1B12FLA12	1.50	–12	93,0	3.66	62,5	2.46	14,2	0.56	25,4	1.00
1S16FLA12	1G16FLA12	1A16FLA12	—	1.75	–12	105,7	4.16	75,4	2.97	14,7	0.58	26,9	1.06
—	—	—	1B16FLA12	1.75	–12	105,7	4.16	75,4	2.97	14,2	0.56	26,9	1.06
—	—	—	1B20FLA12	2.00	–12	93,0	3.66	62,5	2.46	14,2	0.56	25,4	1.00
1S12FLA16	—	1A12FLA16	—	1.50	–16	99,8	3.93	65,3	2.57	14,7	0.58	25,7	1.01
1S16FLA16	1G16FLA16	1A16FLA16	1B16FLA16	1.75	–16	110,5	4.35	76,2	3.00	19,3	0.76	26,9	1.06
1S20FLA16	1G20FLA16	1A20FLA16	—	2.00	–16	122,2	4.81	87,6	3.45	19,3	0.76	29,2	1.15
—	—	—	1B20FLA16	2.00	–16	122,2	4.81	87,9	3.46	19,3	0.76	29,2	1.15
1S16FLA20	1G16FLA20	—	1B16FLA20	1.75	–20	121,9	4.80	77,7	3.06	19,3	0.76	26,9	1.06
—	—	1AP16FLA20*	—	1.75	–20	121,9	4.80	77,7	3.06	19,3	0.76	26,9	1.06
—	—	1AT16FLA20**	—	1.75	–20	121,9	4.80	77,7	3.06	19,3	0.76	26,9	1.06
1S20FLA20	1G20FLA20	—	—	2.00	–20	134,1	5.28	90,2	3.55	25,7	1.01	30,0	1.18
—	—	—	1B20FLA20	2.00	–20	133,6	5.26	89,4	3.52	25,7	1.01	29,2	1.15
—	—	1AP20FLA20*	—	2.00	–20	134,1	5.28	90,2	3.55	25,7	1.01	30,0	1.18
—	—	1AT20FLA20**	—	2.00	–20	134,1	5.28	90,2	3.55	25,7	1.01	30,0	1.18
1S24FLA20	1G24FLA20	—	1B24FLA20	2.37	–20	150,9	5.94	106,7	4.20	25,7	1.01	35,8	1.41
—	—	1AP24FLA20*	—	2.37	–20	150,9	5.94	106,7	4.20	25,7	1.01	35,8	1.41
—	—	1AT24FLA20**	—	2.37	–20	150,9	5.94	106,7	4.20	25,7	1.01	35,8	1.41
1S20FLA24	1G20FLA24	1A20FLA24	—	2.00	–24	115,3	4.54	69,1	2.72	32,0	1.26	27,4	1.08
1S24FLA24	1G24FLA24	1A24FLA24	—	2.37	–24	154,2	6.07	108,0	4.25	32,0	1.26	35,8	1.41
—	—	—	1B24FLA24	2.37	–24	154,2	6.07	108,0	4.25	30,2	1.19	35,8	1.41
1S32FLA24	—	1A32FLA24	—	2.81	–24	154,2	6.07	108,0	4.25	32,0	1.26	35,8	1.41
—	—	—	1B32FLA24	2.81	–24	185,4	7.30	138,9	5.47	30,2	1.19	50,8	2.00
1S24FLA32	1G24FLA32	1A24FLA32	—	2.37	–32	159,3	6.27	109,0	4.29	32,0	1.26	35,8	1.41
1S32FLA32	1G32FLA32	1A32FLA32	—	2.81	–32	190,2	7.49	140,2	5.52	44,5	1.75	50,8	2.00
—	—	—	1B32FLA32	2.81	–32	191,3	7.53	128,3	5.05	41,4	1.62	50,8	2.00
1S40FLA32	1G40FLA32	1A40FLA32	—	3.31	–32	133,9	5.27	83,6	3.29	44,5	1.75	33,0	1.30

For flanges, split flange halves, kits and o-rings, see pages 190-195.

**Uses 1-wire braid hose socket.* ***Uses 2-wire braid hose socket.*

SAE Code 61 Split Flange 90° Elbow (FLB)

1

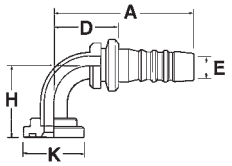

Global Nipples for use with Hose: ***Clamp:*** 2661 (–12 thru –20), FC619 (–12 thru –20). ***Socket 1SA:*** 2681, FC310, FC510, FC639/ FC839B (–4 thru –8), GH194 (–4 thru –20), GH663, GH681. ***Socket 1SB:*** 2781, FC195, FC466, FC498, FC598, FC579, FC639/ FC839B (–10 thru –16), FC735 (–4 thru –20), FC849/FC849B (–06 thru –12), GH120 (–4 thru –20), GH195, GH781 (–04 thru –20), GH793, 2766.

2

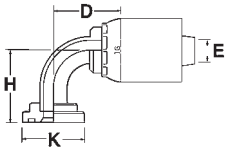

Global OTC Fittings for use with Hose: 2583, 2661, FC466, FC498, FC598, FC619, FC699

3

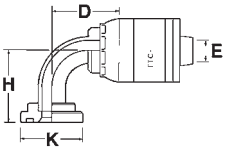

Global TTC Fittings for use with Hose: 2661(–12 thru –32), FC310, FC510, FC579, FC611, FC619 (–12 thru –32), FC639/ FC839B, FC693, FC735, FC849/ FC849B, GH120, GH194, GH195, GH663, GH681–6, GH781, GH793.

4

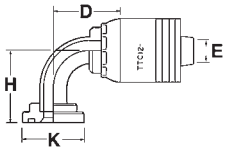

Global TTC12 Fittings for use with Hose: FC636, FC736, GH493, EC525.

1 2 3 4

Nipple Part #	OTC Part #	TTC Part #	TTC12 Part #	Flange Head Dia. K Ø	Hose Size	A		D		EØ		H	
						mm	in	mm	in	mm	in	mm	in
1S8FLB8	1G8FLB8	1A8FLB8	—	1.19	–08	72,6	2.86	42,3	1.69	9,4	0.37	41,4	1.63
—	—	—	1B8FLB8	1.19	–08	72,9	2.87	43,2	1.70	9,4	0.37	41,4	1.63
1S12FLB8	1G12FLB8	1A12FLB8	—	1.50	–08	87,6	3.45	57,9	2.28	9,4	0.37	54,1	2.13
—	—	—	1B12FLB8	1.50	–08	85,9	3.38	56,1	2.21	9,4	0.37	54,1	2.13
1S12FLB10	1G12FLB10	1A12FLB10	—	1.50	–10	87,4	3.44	58,2	2.29	12,7	0.50	54,1	2.13
—	—	—	1B12FLB10	1.50	–10	87,9	3.46	58,4	2.30	12,7	0.50	54,1	2.13
1S12FLB12	1G12FLB12	1A12FLB12	—	1.50	–12	88,6	3.49	58,4	2.30	14,7	0.58	54,1	2.13
—	—	—	1B12FLB12	1.50	–12	88,6	3.49	58,4	2.30	14,2	0.56	54,1	2.13
1S16FLB12	1G16FLB12	1A16FLB12	—	1.75	–12	102,4	4.03	72,1	2.84	14,7	0.58	60,5	2.38
—	—	—	1B16FLB12	1.75	–12	102,4	4.03	72,1	2.84	14,2	0.56	60,5	2.38
1S20FLB12	—	1A20FLB12	—	2.00	–12	118,6	4.67	88,4	3.48	14,7	0.58	66,5	2.62
—	—	—	1B20FLB12	2.00	–12	88,6	3.49	58,4	2.30	14,2	0.56	66,5	2.62
1S12FLB16	1G12FLB16	1A12FLB16	—	1.50	–16	106,7	4.20	72,4	2.85	19,3	0.76	55,1	2.17
1S16FLB16	1G16FLB16	1A16FLB16	—	1.75	–16	107,2	4.22	72,6	2.86	19,3	0.76	60,5	2.38
—	—	—	1B16FLB16	1.75	–16	107,2	4.22	72,9	2.87	19,3	0.76	60,5	2.38
1S20FLB16	1G20FLB16	1A20FLB16	—	2.00	–16	123,2	4.85	89,0	3.50	19,3	0.76	66,5	2.62
—	—	—	1B20FLB16	2.00	–16	123,4	4.86	89,0	3.50	19,3	0.76	66,5	2.62
1S24FLB16	1G24FLB16	1A24FLB16	1B24FLB16	2.37	–16	142,0	5.59	107,7	4.24	19,3	0.76	79,2	3.12
1S16FLB20	1G16FLB20	—	1B16FLB20	1.75	–20	118,4	4.66	74,4	2.93	19,3	0.76	60,5	2.38
—	—	1AP16FLB20*	—	1.75	–20	118,4	4.66	74,4	2.93	19,3	0.76	60,5	2.38
—	—	1AT16FLB20**	—	1.75	–20	118,4	4.66	74,4	2.93	19,3	0.76	60,5	2.38
1S20FLB20	1G20FLB20	—	1B20FLB20	2.00	–20	134,6	5.30	90,7	3.57	25,7	1.01	66,5	2.62
—	—	1AP20FLB20*	—	2.00	–20	134,6	5.30	90,7	3.57	25,7	1.01	66,5	2.62
—	—	1AT20FLB20**	—	2.00	–20	134,6	5.30	90,7	3.57	25,7	1.01	66,5	2.62
1S24FLB20	1G24FLB20	—	1B24FLB20	2.37	–20	153,4	6.04	109,5	4.31	25,7	1.01	79,2	3.12
—	—	1AP24FLB20*	—	2.37	–20	153,4	6.04	109,5	4.31	25,7	1.01	79,2	3.12
—	—	1AT24FLB20**	—	2.37	–20	153,4	6.04	109,5	4.31	25,7	1.01	79,2	3.12
1S32FLB20	1G32FLB20	—	—	2.81	–20	108,0	4.25	64,0	2.52	25,7	1.01	65,0	2.56
1S16FLB24	1G16FLB24	1A16FLB24	—	1.75	–24	121,9	4.80	75,4	2.97	19,3	0.76	60,5	2.38
—	—	—	1B16FLB24	1.75	–24	121,4	4.78	75,2	2.96	19,3	0.76	60,2	2.37
1S20FLB24	1G20FLB24	1A20FLB24	—	2.00	–24	137,9	5.43	91,7	3.61	25,7	1.01	66,5	2.62
1S24FLB24	1G24FLB24	1A24FLB24	—	2.37	–24	157,0	6.18	110,5	4.35	32,0	1.26	79,2	3.12
—	—	—	1B24FLB24	2.37	–24	157,0	6.18	110,5	4.35	30,2	1.19	79,2	3.12
1S32FLB24	1G32FLB24	1A32FLB24	—	2.81	–24	184,9	7.28	138,4	5.45	32,0	1.26	114,3	4.50
—	—	—	1B32FLB24	2.81	–24	184,9	7.28	138,4	5.45	30,2	1.19	114,3	4.50
1S24FLB32	—	1A24FLB32	—	2.37	–32	161,8	6.37	111,8	4.40	32,0	1.26	79,2	3.12
—	—	—	1B24FLB32	2.37	–32	174,0	6.85	111,0	4.37	28,4	1.12	79,2	3.12
1S32FLB32	1G32FLB32	1A32FLB32	—	2.81	–32	189,7	7.47	139,4	5.49	44,5	1.75	114,3	4.50
—	—	—	1B32FLB32	2.81	–32	182,9	7.20	119,9	4.72	41,4	1.62	114,3	4.50
1S40FLB32	1G40FLB32	1A40FLB32	—	3.31	–32	189,7	7.47	139,4	5.49	44,5	1.75	115,8	4.56
—	—	—	1B40FLB32	3.31	–32	182,9	7.20	119,9	4.72	41,4	1.62	115,8	4.56

For flanges, split flange halves, kits and o-rings, see pages 190-195.

**Uses 1-wire braid hose socket.* ***Uses 2-wire braid hose socket.*

SAE Code 61 Split Flange
22½° Elbow (FLD)

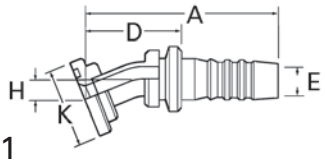

1

2

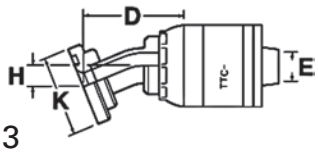

3

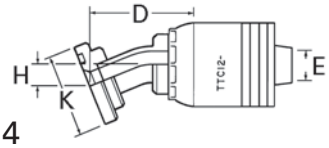

4

Global Nipples for use with Hose: ***Clamp:*** 2661 (–12 thru –20), FC619 (–12 thru –20). ***Socket 1SA:*** 2681, FC310, FC510, FC639/FC839B (–4 thru –8), GH194 (–4 thru –20), GH663, GH681. ***Socket 1SB:*** 2781, FC195, FC466, FC498, FC598, FC579, FC639/FC839B (–10 thru –16), FC735 (–4 thru –20), FC849/FC849B (–06 thru –12), GH120 (–4 thru –20), GH195, GH781 (–04 thru –20), GH793, 2766.

Global TTC Fittings for use with Hose: 2661(–12 thru –32), FC310, FC510, FC579, FC611, FC619 (–12 thru –32), FC639/FC839B, FC693, FC735, FC849/FC849B, GH120, GH194, GH195, GH663, GH681–6, GH781, GH793.

Global TTC12 Fittings for use with Hose: FC636, FC736, GH493, EC525.

1 2 3 4

Nipple Part #	OTC Part #	TTC Part #	TTC12 Part #	Flange Head Dia. K Ø	Hose Size	A		D		EØ		H	
						mm	in	mm	in	mm	in	mm	in
—	—	—	1B8FLD8	1.19	–08	85,9	3.38	55,9	2.20	9,4	0.37	9,1	0.36
—	—	—	1B12FLD8	1.50	–08	100,8	3.97	71,1	2.80	9,4	0.37	11,2	0.44
—	—	—	1B12FLD12	1.50	–12	101,9	4.01	71,6	2.82	14,2	0.56	11,2	0.44
—	—	—	1B16FLD12	1.75	–12	113,0	4.45	82,8	3.26	14,2	0.56	11,4	0.45
1S16FLD16	—	1A16FLD16	1B16FLD16	1.75	–16	117,9	4.64	83,6	3.29	19,3	0.76	11,4	0.45
1S20FLD16	—	1A20FLD16	1B20FLD16	2.00	–16	130,0	5.12	95,8	3.77	19,3	0.76	11,7	0.46
1S20FLD20	—	—	1B20FLD20	2.00	–20	141,5	5.57	97,3	3.83	25,7	1.01	11,7	0.46
	—	1AP20FLD20*	—	2.00	–20	141,5	5.57	97,3	3.83	25,7	1.01	11,7	0.46
—	—	1AT20FLD20**	—	2.00	–20	141,5	5.57	97,3	3.83	25,7	1.01	11,7	0.46
—	—		1B24FLD20	2.37	–20	160,3	6.31	116,3	4.58	25,7	1.01	14,2	0.56
—	—	—	1B24FLD24	2.37	–24	163,8	6.45	117,6	4.63	30,2	1.19	14,2	0.56
—	—	—	1B32FLD32	2.81	–32	54,1	2.13	117,9	4.64	41,4	1.62	22,4	0.88

For flanges, split flange halves, kits and o-rings, see pages 190-195.

SAE Code 61 Split Flange
67½° Elbow (FLE)

1

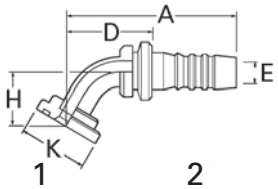

2

3

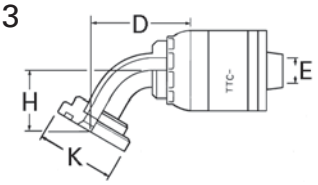

4

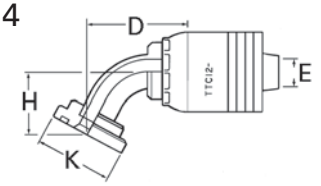

1 2 3 4

Nipple Part #	OTC Part #	TTC Part #	TTC12 Part #	Flange Head Dia. K Ø	Hose Size	A		D		EØ		H	
						mm	in	mm	in	mm	in	mm	in
—	—	—	1B8FLE8	1.19	–08	86,4	3.40	56,9	2.24	9,4	0.37	32,3	1.27
—	—	—	1B12FLE12	1.50	–12	107,2	4.22	77,2	3.04	14,2	0.56	40,4	1.59
—	—	—	1B16FLE12	1.75	–12	122,9	4.84	92.7	3.65	14,2	0.56	44,2	1.74
—	—	—	1B16FLE16	1.75	–16	127,8	5.03	93,2	3.67	19,3	0.76	44,2	1.74
—	—	—	1B20FLE16	2.00	–16	145,5	5.73	111,3	4.38	19,3	0.76	46,5	1.83
—	—	1AP20FLE20*	—	2.00	–20	157,0	6.18	112,8	4.44	25,7	1.01	46,5	1.83
—	—	1AT20FLE20**	—	2.00	–20	157,0	6.18	112,8	4.44	25,7	1.01	46,5	1.83
1S20FLE20	—	—	1B20FLE20	2.00	–20	157,0	6.18	112,8	4.44	25,7	1.01	46,5	1.83
—	—	—	1B24FLE24	2.37	–24	183,1	7.21	136,9	5.39	30,2	1.19	54,4	2.14
—	—	—	1B32FLE32	2.81	–32	192,3	7.57	129,0	5.08	41,4	1.62	82,6	3.25

For flanges, split flange halves, kits and o-rings, see pages 190-195.

**Uses 1-wire braid hose socket.* ***Uses 2-wire braid hose socket.*

SAE Code 61 Split Flange 30° Elbow (FLF)

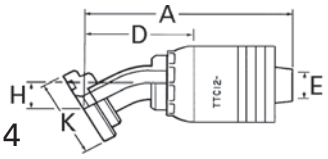

1

Global Nipples for use with Hose: ***Clamp:*** 2661 (–12 thru –20), FC619 (–12 thru –20). ***Socket 1SA:*** 2681, FC310, FC510, FC639/FC839B (–4 thru –8), GH194 (–4 thru –20), GH663, GH681. ***Socket 1SB:*** 2781, FC195, FC466, FC498, FC598, FC579, FC639/FC839B (–10 thru –16), FC735 (–4 thru –20), FC849/FC849B (–06 thru –12), GH120 (–4 thru –20), GH195, GH781 (–04 thru –20), GH793, 2766.

2

Global OTC Fittings for use with Hose: 2583, 2661, FC466, FC498, FC598, FC619, FC699

3

Global TTC Fittings for use with Hose: 2661(–12 thru –32), FC310, FC510, FC579, FC611, FC619 (–12 thru –32), FC639/FC839B, FC693, FC735, FC849/FC849B, GH120, GH194, GH195, GH663, GH681–6, GH781, GH793.

4

Global TTC12 Fittings for use with Hose: FC636, FC736, GH493, EC525.

1 2 3 4

Nipple Part #	OTC Part #	TTC Part #	TTC12 Part #	Flange Head Dia. K Ø	Hose Size	A		D		EØ		H	
						mm	in	mm	in	mm	in	mm	in
—	—	—	1B8FLF8	1.19	–08	84,3	3.32	54,6	2.15	9,4	0.37	12,7	0.50
—	—	—	1B12FLF12	1.50	–12	100,1	3.94	69,9	2.75	14,2	0.56	15,7	0.62
—	—	—	1B16FLF12	1.75	–12	111,3	4.38	81,0	3.19	14,2	0.56	16,3	0.64
—	—	—	1B16FLF16	1.75	–16	116,1	4.57	81,8	3.22	19,3	0.76	16,3	0.64
—	—	—	1B20FLF16	2.00	–16	128,0	5.04	93,7	3.69	19,3	0.76	17,0	0.67
—	—	—	1B20FLF20	2.00	–20	139,4	5.49	95,5	3.76	25,7	1.01	17,0	0.67
—	—	—	1B24FLF20	2.37	–20	158,0	6.22	114,0	4.49	25,7	1.01	20,8	0.82
—	—	—	1B24FLF24	2.37	–24	161,5	6.36	115,3	4.54	30,2	1.19	20,8	0.82
—	—	—	1B32FLF32	2.81	–32	187,2	7.37	124,0	4.88	41,4	1.62	31,8	1.25
—	—	—	1B40FLF32	3.31	–32	188,5	7.42	125,2	4.93	41,4	1.62	32,5	1.28

For flanges, split flange halves, kits and o-rings, see pages 190-195.

SAE Code 61 Split Flange 60° Elbow (FLG)

1

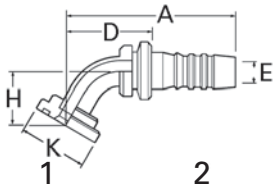

2

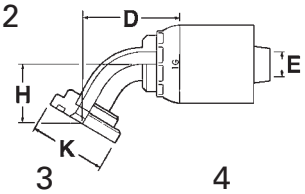

3

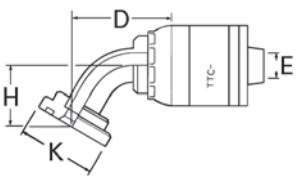

4

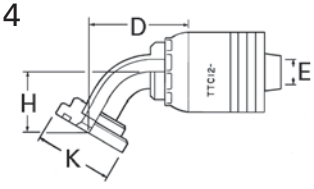

1 2 3 4

Nipple Part #	OTC Part #	TTC Part #	TTC12 Part #	Flange Head Dia. K Ø	Hose Size	A		D		EØ		H	
						mm	in	mm	in	mm	in	mm	in
—	—	—	1B8FLG8	1.19	–08	90,7	3.57	61,0	2.40	9,4	0.37	28,7	1.13
—	—	—	1B12FLG12	1.50	–12	112,3	4.42	82,0	3.23	14,2	0.56	35,3	1.39
—	—	—	1B16FLG12	1.75	–12	128,3	5.05	98,0	3.86	14,2	0.56	38,4	1.51
1S16FLG16	1G16FLG16	1A16FLG16	1B16FLG16	1.75	–16	133,1	5.24	98,8	3.89	19,3	0.76	38,4	1.51
1S20FLG16	—	—	1B20FLG16	2.00	–16	151,1	5.95	116,8	4.60	19,3	0.76	39,9	1.57
—	—	—	1B20FLG20	2.00	–20	162,6	6.40	118,6	4.67	25,7	1.01	39,9	1.57
—	—	—	1B24FLG20	2.37	–20	186,4	7.34	142,5	5.61	25,7	1.01	46,0	1.81
1S24FLG24	1G24FLG24	1A24FLG24	1B24FLG24	2.37	–24	189,7	7.47	143,5	5.65	30,2	1.19	46,0	1.81
—	—	—	1B32FLG32	2.81	–32	195,1	7.68	132,1	5.20	41,4	1.62	72,9	2.87

For flanges, split flange halves, kits and o-rings, see pages 190-195.

SAE Code 62 Split Flange (FH)

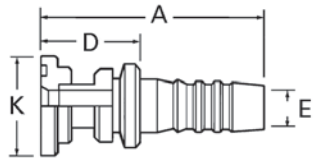

1 2 3

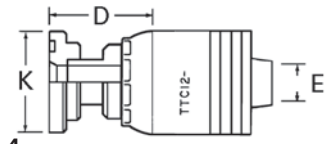

4

Global Nipples for use with Hose: ***Clamp:*** 2661 (–12 thru –20), FC619 (–12 thru –20). ***Socket 1SA:*** 2681, FC310, FC510, FC639/FC839B (–4 thru –8), GH194 (–4 thru –20), GH663, GH681. ***Socket 1SB:*** 2781, FC195, FC466, FC498, FC598, FC579, FC639/FC839B (–10 thru –16), FC735 (–4 thru –20), FC849/FC849B (–06 thru –12), GH120 (–4 thru –20), GH195, GH781 (–04 thru –20), GH793, 2766.

Global TTC12 Fittings for use with Hose: FC636, FC736, GH493, EC525.

1 2 3 4

Nipple Part #	OTC Part #	TTC Part #	TTC12 Part #	Flange Head Dia. K Ø	Hose Size	A		D		EØ	
						mm	in	mm	in	mm	in
—	—	—	1B8FH8	1.25	–08	82,0	3.23	52,3	2.06	9,4	0.37
—	—	—	1B12FH8	1.63	–08	83,1	3.27	53,3	2.10	9,7	0.38
—	—	—	1B12FH10	1.63	–10	82,8	3.26	53,6	2.11	12,7	0.50
—	—	—	1B12FH12	1.63	–12	84,1	3.31	53,8	2.12	15,5	0.61
—	—	—	1B16FH12	1.87	–12	84,1	3.31	53,8	2.12	15,5	0.61
—	—	—	1B16FH16	1.87	–16	89,0	3.50	54,4	2.14	20,6	0.81
—	—	—	1B20FH16	2.13	–16	96,5	3.80	62,0	2.44	20,6	0.81
1S20FH20	—	—	1B20FH20	2.13	–20	107,7	4.24	63,8	2.51	26,7	1.05
—	—	—	1B24FH20	2.50	–20	107,7	4.24	63,8	2.51	26,7	1.05
—	—	—	1B24FH24	2.50	–24	111,8	4.40	65,5	2.58	32,0	1.26
—	—	—	1B32FH32	3.12	–32	129,8	5.11	66,8	2.63	41,4	1.62

For flanges, split flange halves, kits and o-rings, see pages 190-195.

SAE Code 62 Split Flange 22½° Elbow (FHD)

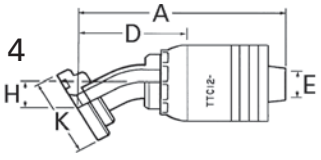

1 2 3 4

Nipple Part #	OTC Part #	TTC Part #	TTC12 Part #	Flange Head Dia. K Ø	Hose Size	A		D		EØ		H	
						mm	in	mm	in	mm	in	mm	in
—	—	—	1B32FHD32	3.12	–32	169,9	6.69	117,9	4.64	41,4	1.62	22,4	0.88

For flanges, split flange halves, kits and o-rings, see pages 190-195.

SAE Code 62 Split Flange 30° Elbow (FHF)

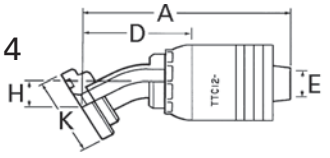

1 2 3 4

Nipple Part #	OTC Part #	TTC Part #	TTC12 Part #	Flange Head Dia. K Ø	Hose Size	A		D		EØ		H	
						mm	in	mm	in	mm	in	mm	in
—	—	—	1B32FHF32	3.12	–32	176,0	6.93	124,0	4.88	41,4	1.62	31,8	1.25

For flanges, split flange halves, kits and o-rings, see pages 190-195.

SAE Code 62 Split Flange 45° Elbow (FHA)

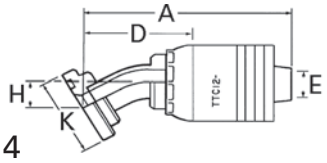

Global TTC12 Fittings for use with Hose: FC636, FC736, GH493, EC525.

1	2	3	4										
Nipple Part #	**OTC Part #**	**TTC Part #**	**TTC12 Part #**	**Flange Head Dia. K Ø**	**Hose Size**	**A**		**D**		**EØ**		**H**	
						mm	**in**	**mm**	**in**	**mm**	**in**	**mm**	**in**
—	—	—	1B12FHA12	1.63	–12	93,0	3.66	62,5	2.46	14,2	0.56	25,4	1.00
—	—	—	1B16FHA16	1.87	–16	110,5	4.35	76,2	3.00	19,3	0.76	26,9	1.06
—	—	—	1B20FHA16	2.13	–16	122,2	4.81	87,9	3.46	19,3	0.76	29,2	1.15
—	—	—	1B20FHA20	2.13	–20	133,6	5.26	89,4	3.52	25,7	1.01	29,2	1.15
—	—	—	1B24FHA24	2.50	–24	154,2	6.07	108,0	4.25	30,2	1.19	35,8	1.41
—	—	—	1B32FHA32	3.12	–32	191,3	7.53	128,3	5.05	41,4	1.62	50,8	2.00

For flanges, split flange halves, kits and o-rings, see pages 190-195.

SAE Code 62 Split Flange 60° Elbow (FHG)

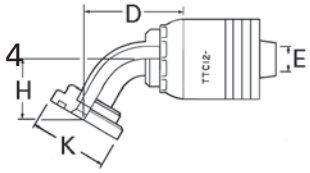

1	2	3	4										
Nipple Part #	**OTC Part #**	**TTC Part #**	**TTC12 Part #**	**Flange Head Dia. K Ø**	**Hose Size**	**A**		**D**		**EØ**		**H**	
						mm	**in**	**mm**	**in**	**mm**	**in**	**mm**	**in**
—	—	—	1B16FHG16	1.87	–16	132,3	5.21	98,6	3.88	20,6	0.81	38,4	1.51
—	—	—	1B20FHG16	2.13	–16	150,6	5.93	116,8	4.60	20,6	0.81	39,9	1.57
—	—	—	1B32FHG32	3.12	–32	184,2	7.25	132,1	5.20	41,4	1.62	72,9	2.87

For flanges, split flange halves, kits and o-rings, see pages 190-194.

SAE Code 62 Split Flange 67½° Elbow (FHE)

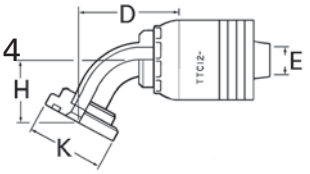

1	2	3	4										
Nipple Part #	**OTC Part #**	**TTC Part #**	**TTC12 Part #**	**Flange Head Dia. K Ø**	**Hose Size**	**A**		**D**		**EØ**		**H**	
						mm	**in**	**mm**	**in**	**mm**	**in**	**mm**	**in**
—	—	—	1B32FHE32	3.12	–32	181,1	7.13	129,0	5.08	41,4	1.62	82,6	3.25

For flanges, split flange halves, kits and o-rings, see pages 190-194.

SAE Code 62 Split Flange
90° Elbow (FHB)

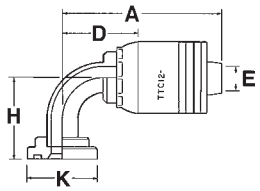

1

Global Nipples for use with Hose: ***Clamp:*** 2661 (–12 thru –20), FC619 (–12 thru –20). ***Socket 1SA:*** 2681, FC310, FC510, FC639/FC839B (–4 thru –8), GH194 (–4 thru –20), GH663, GH681. ***Socket 1SB:*** 2781, FC195, FC466, FC498, FC598, FC579, FC639/FC839B (–10 thru –16), FC735 (–4 thru –20), FC849/FC849B (–06 thru –12), GH120 (–4 thru –20), GH195, GH781 (–04 thru –20), GH793, 2766.

2

Global OTC Fittings for use with Hose: 2583, 2661, FC466, FC498, FC598, FC619, FC699

3

Global TTC Fittings for use with Hose: 2661(–12 thru –32), FC310, FC510, FC579, FC611, FC619 (–12 thru –32), FC639/FC839B, FC693, FC735, FC849/FC849B, GH120, GH194, GH195, GH663, GH681–6, GH781, GH793.

4

Global TTC12 Fittings for use with Hose: FC636, FC736, GH493, EC525.

1	2	3	4									
Nipple Part #	**OTC Part #**	**TTC Part #**	**TTC12 Part #**	**Flange Head Dia. K Ø**	**Hose Size**	**A**		**D**		**EØ**		**H**	
						mm	**in**	**mm**	**in**	**mm**	**in**	**mm**	**in**
—	—	—	1B8FHB8	1.25	–08	72,9	2.87	43,2	1.70	9,4	0.37	41,4	1.63
—	—	—	1B12FHB12	1.63	–12	88,6	3.49	58,4	2.30	14,2	0.56	54,1	2.13
—	—	—	1B16FHB12	1.87	–12	102,4	4.03	72,1	2.84	14,2	0.56	60,5	2.38
—	—	—	1B16FHB16	1.87	–16	107,2	4.22	72,6	2.86	19,3	0.76	60,5	2.38
—	—	—	1B20FHB16	2.13	–16	123,2	4.85	89,0	3.50	19,3	0.76	66,5	2.62
—	—	—	1B20FHB20	2.13	–20	134,6	5.30	90,7	3.57	25,7	1.01	66,5	2.62
—	—	—	1B24FHB24	2.50	–24	159,5	6.28	110,5	4.35	30,2	1.19	79,2	3.12
—	—	—	1B32FHB32	3.12	–32	182,9	7.20	119,9	4.72	41,4	1.62	114,3	4.50

For flanges, split flange halves, kits and o-rings, see pages 190-195.